

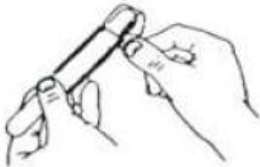






Cellophane Tape Method for Collection of Perianal Specimen

<p>1. Use a piece of clear cellulose tape (4-5 X 0.75 inch). Anchor one end to the underside of a 3 X 1 inch slide. Fold the tape over the near end of the slide and smooth the sticky side down the length of the slide. Attach a paper tab to the free end of the slide for labelling.</p> 	<p>2. Hold the slide against a tongue depressor and lift the long portion of the tape from the slide.</p> 
<p>3. Loop the tape over the end of the depressor to expose the gummed surface.</p> 	<p>4. Hold the tape and slide against the tongue depressor.</p> 
<p>5. Press the gummed surfaces against several areas of the perianal region.</p> 	<p>6. Replace tape on slide.</p> 
<p>7. Smooth tape with cotton or gauze.</p> 	<p>-</p> <p><u>Note:</u> Specimens are best obtained a few hours after the person has retired: at 10:00 to 11:00 pm, or the first thing in the morning before a bowel movement or bath.</p>